

# माँ विन्ध्यवासिनी विश्वविद्यालय, मीरजापुर।

पत्रांक- माँ वि०वि०/कु०स०का०/ 330 /2025-26

दिनांक- ०१ अगस्त, 2025

सेवा में

प्राचार्य/प्राचार्या/प्रबंधक,

समस्त राजकीय, अनुदानित एवं स्ववित्तपोषित महाविद्यालय

सम्बद्ध-माँ विन्ध्यवासिनी विश्वविद्यालय, मीरजापुर।

**विषय:-**समर्थ पोर्टल के माध्यम से महाविद्यालयों में शैक्षिक सत्र 2025-26 में प्रवेश लिए जाने के संबंध में।


महोदय/महोदया,

विशेष सचिव, उत्तर प्रदेश शासन, उच्च शिक्षा विभाग, लखनऊ से प्राप्त निर्देशों, तत्क्रम में मा० कुलपति जी से प्राप्त निर्देशों के क्रम में अवगत कराना है कि विश्वविद्यालय से सम्बद्ध मीरजापुर, सोनभद्र एवं भदोही जनपद के महाविद्यालयों/शिक्षण संस्थानों में समर्थ पोर्टल पर रजिस्टर्ड छात्र-छात्राओं के प्रवेश हेतु पोर्टल खोल दिया गया है।

उपर्युक्त संदर्भ में महाविद्यालय अंतिम तिथि का इंतजार न करते हुए महाविद्यालयों को समर्थ टीम द्वारा माँ विन्ध्यवासिनी विश्वविद्यालय, मीरजापुर में समर्थ पोर्टल पर प्रवेश हेतु उपलब्ध करायी गयी लॉगिन आईडी के माध्यम से महाविद्यालय को आवंटित सीट के सापेक्ष प्रवेश पूर्ण करने का कष्ट करें। समर्थ पोर्टल पर माँ विन्ध्यवासिनी विश्वविद्यालय से सम्बद्ध महाविद्यालयों में शैक्षिक सत्र 2025-26 के प्रथम सेमेस्टर में प्रवेश हेतु प्रवेश प्रक्रिया निर्देशिका इस पत्र के साथ संलग्न है।

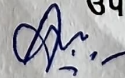
**संलग्नक:-**यथोक्त।

भवदीय,



(सुनील कुमार सरोज)

उप कुलसचिव



**प्रतिलिपि सूचनार्थ एवं आवश्यक कार्यवाही हेतु प्रेषित-**

1. मा० कुलपति जी।
2. कुलसचिव।
3. सम्बन्धित पत्रावली।

उप कुलसचिव

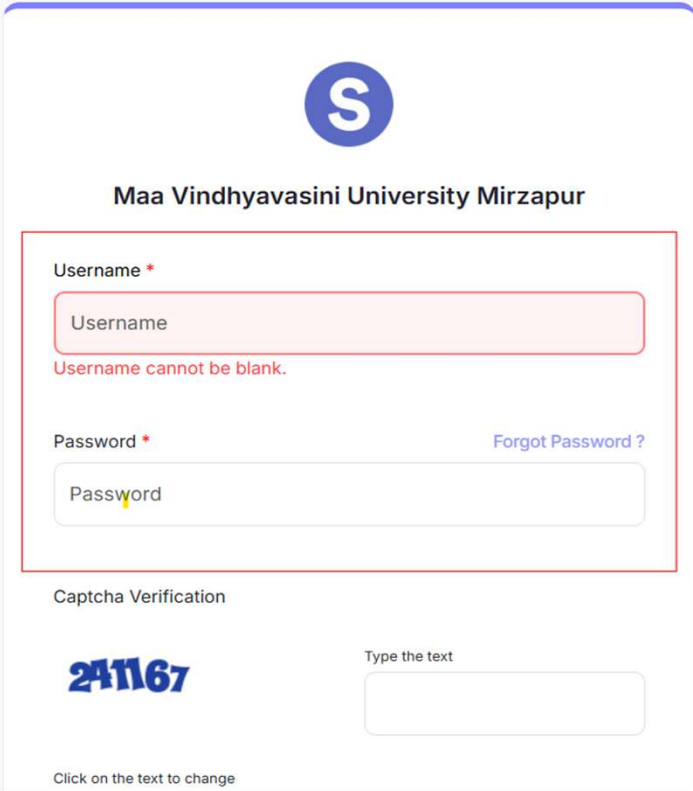
# माँ विन्ध्यवासिनी विश्वविद्यालय, मीरजापुर

## (प्रवेश प्रक्रिया)

- ❖ सर्वप्रथम सभी महाविद्यालय [mvvu.samarth.ac.in](http://mvvu.samarth.ac.in) लिंक पर जायेंगे ।
- ❖ महाविद्यालय अपने college के user id और password से login करेंगे ।
- ❖ College login करने के बाद महाविद्यालयों को एक आप्शन **“Apply in Programme”** पर क्लिक करना होगा ।
- ❖ **“Apply in Programme”** पर क्लिक करके उन्हें स्टूडेंट का एप्लीकेशन रजिस्ट्रेशन नंबर या उसके रजिस्टर्ड ईमेल से स्टूडेंट को सर्च करना होगा ।
- ❖ सर्च करने पर उस स्टूडेंट की मूल जानकारी खुल जाएगी । फिर महाविद्यालय नीचे दिए आप्शन **“Apply for Programme”** पर क्लिक करेंगे । उसके बाद सभी महाविद्यालय **“Programme/Course”** को सेलेक्ट करे और सबमिट करेंगे।
- ❖ सबमिट पर क्लिक करते ही उस स्टूडेंट को एक समयसीमा देंगे जिससे वो अपने प्रवेश को स्वीकार कर सके और उसके बाद आपको एक चेकबॉक्स पर क्लिक करके स्टूडेंट को **“Request”** भेजनी होगी ।
- ❖ स्टूडेंट जब अपने फॉर्म पर login करेंगे तो उन्हें डैशबोर्ड पर **“Give Consent”** का आप्शन दिखेगा स्टूडेंट उस आप्शन पर क्लिक करेंगे ।
- ❖ **“Give Consent”** पर क्लिक करते ही उन्हें एक्सेप्ट और रिजेक्ट का बटन दिखेगा । अगर स्टूडेंट उस महाविद्यालय में प्रवेश चाहता है तो उसे वो एक्सेप्ट करेगा तथा उसके रजिस्टर्ड ईमेल पर एक One Time Password (OTP) जायेगा जिसे वो उस टेक्स्टबॉक्स में भर कर वेरीफाई करेगा ।
- ❖ अब सारे महाविद्यालयों को अपने college login में जा कर **“Apply in Programme”** को सेलेक्ट करना है जहा उन्हें **“View List”** का आप्शन दिखेगा जिस पर उन्हें क्लिक करना है । उसी **“View List”** में उन्हें स्टूडेंट की लिस्ट मिलेगी जिन्होंने उस महाविद्यालय में प्रवेश के लिए स्वीकृति दी है वही पर एक बटन **“Click Here to Proceed”** पर क्लिक करना होगा जिसमे उन्हें स्टूडेंट की अकेडमिक जानकारीयाँ और फोटो attach करने होंगे और सबमिट बटन पर क्लिक करना होगा ।

- ❖ सबमिट करने के बाद महाविद्यालयों को एक **“Acknowledgement”** फॉर्म मिलेगा जिसमें Transaction Id, Fees amount, Transaction date आदि जानकारियाँ भर कर **“Submit Acknowledgement”** पर क्लिक करना होगा ।
- ❖ आखिर में जब स्टूडेंट अपनी Id पर login करेगा तोह उसे **Print** का ऑप्शन दिखेगा जिससे वह उस फॉर्म को प्रिंट करके अपने पास रख सकता है ।

College user need to login into their college portal : mvvu.samarth.ac.in



The image shows a login form for Maa Vindhyavasini University Mirzapur. The form is white with a blue border and is set against a light gray background. At the top of the form is a blue circular logo with a white 'S'. Below the logo is the text 'Maa Vindhyavasini University Mirzapur'. The form contains three main sections: a Username field with a red border and a red error message 'Username cannot be blank.', a Password field with a blue 'Forgot Password?' link, and a Captcha Verification section with the number '241167' and a text input field. At the bottom of the form is a link 'Click on the text to change'. The footer of the page contains the copyright information '© Samarth eGov Suite- Designed & Developed by University of Delhi | An Initiative by Ministry of Education' and the 'S eGov' logo.

**S**

**Maa Vindhyavasini University Mirzapur**

Username \*

Username

Username cannot be blank.

Password \* [Forgot Password ?](#)

Password

Captcha Verification

**241167**

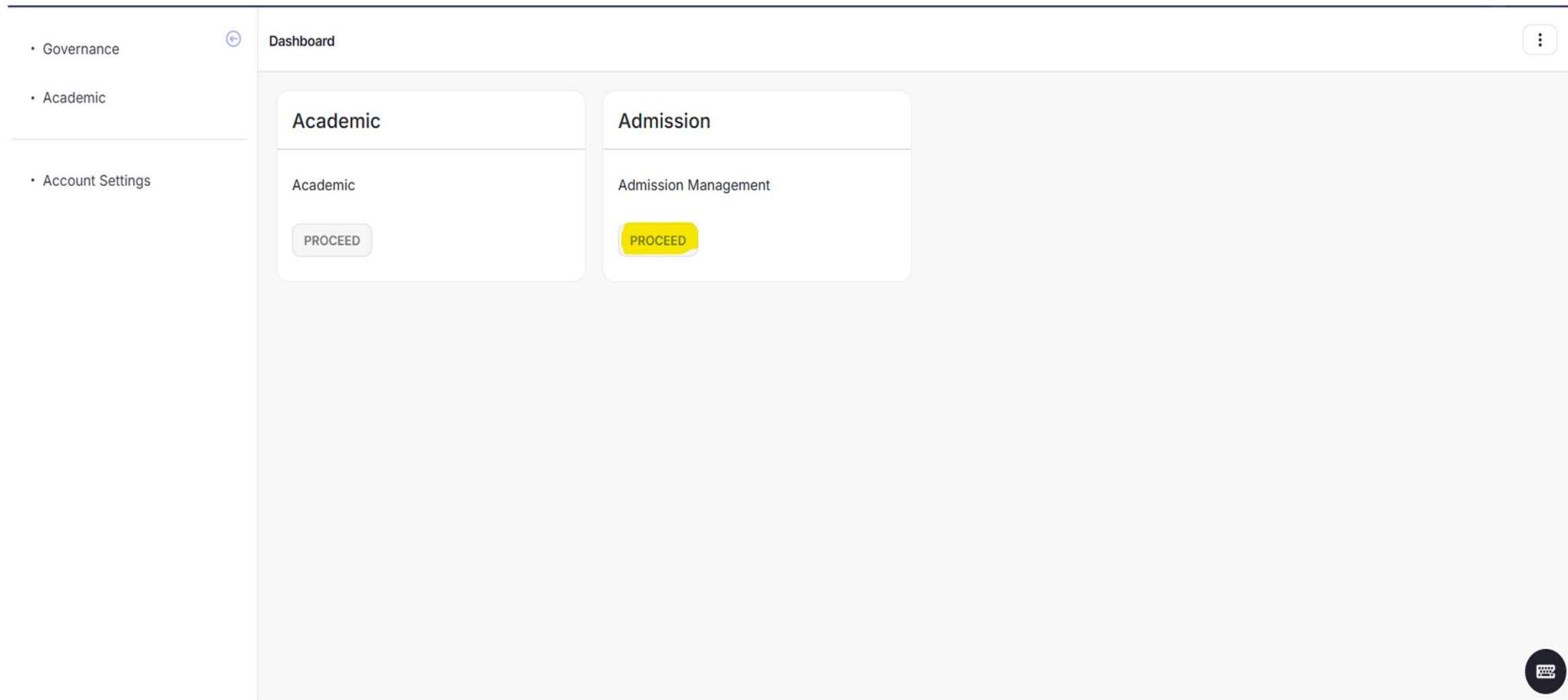
Type the text

Click on the text to change

© Samarth eGov Suite- Designed & Developed by University of Delhi | An Initiative by Ministry of Education

**S eGov**

# College User Need to click on Proceed





# College User Need to click on Apply in Programme

The screenshot displays the Samarth eGov Suite interface. On the left is a vertical sidebar menu with the following items: Document Verification, Review and Process, Processed Applications, Manage Cancelled List, Manage Withdraw List, DOWNLOADS, Registration Data, Download Photo Signature, Export ID Card, Download Queue, Admission Reports, **Apply in Programme** (highlighted with a red rectangle), Download Admission Reports, Ou Wise Data Download, and Upload ID Card Information. The main content area is divided into four columns: APPLICATIONS, Manage Schedule, Download Registration Data, and Update Candidate Details. The APPLICATIONS column contains a 'View' button and a 'Generate Admit Cards In Bulk' section with another 'View' button. The Manage Schedule column contains a 'View' button and a 'Document Verification' section with another 'View' button. The other two columns each contain a 'View' button. At the bottom left, the footer text reads: '© Samarth eGov Suite - Designed & Developed by University of Delhi | An Initiative by Ministry of Education'. At the bottom right, there is a circular icon with a keyboard and the 'eGov' logo.

College Can search the Applicant though email or University registration number

The screenshot displays a web application interface for managing admissions. On the left is a sidebar with navigation links under three categories: COLLEGE INFORMATION, APPLICATIONS, and ADMISSION. The main content area is titled 'Apply For Programme' and features a search bar labeled 'Applicant Registration Number' with a blue 'Search' button to its right. Below the search bar, an 'Applicant Details' modal is open, showing a success message and a table of applicant information. At the bottom right of the modal is an 'Apply for Programme' button. A red box highlights the 'Search' button in the top right, and another red box highlights the 'Apply for Programme' button at the bottom right of the modal.

**COLLEGE INFORMATION**

- Dashboard Admission-2025-26
- College Information Bulletin
- Affiliation

**APPLICATIONS**

- View All
- Completed
- Incomplete

**ADMISSION**

- Document Verification
- Review and Process
- Processed Applications
- Manage Cancelled List
- Manage Withdraw List

**DOWNLOADS**

- Registration Data
- Download Photo Signature
- Export ID Card
- Download Queue
- Admission Reports
- Apply in Programme

**Apply For Programme**

View List

Applicant Registration Number \*

Search

**Applicant Details**

✓ Details loaded successfully!

Title	Value
Form No	13421
Name	Test
Email	kirawo7423@kindyn.com
Mobile Number	8877788544

Apply for Programme

# College can Assign the Programme to the Applicant

S eGov / Admission Admission-2025-26 / Applicant Administration / Assign Programme To Student

Change Page Font Size : A- A A+ C\_13727-Director (Vivekanand Girls Vidyapith) (Affiliated User) Jananayak Chandrashekhhar University C\_13727

... Admission Session 2025-2026

COLLEGE INFORMATION

[Dashboard Admission-2025-26](#)

[College Information Bulletin](#)

[Affiliation](#)

APPLICATIONS

[View All](#)

[Completed](#)

[Incomplete](#)

ADMISSION

[Document Verification](#)

[Review and Process](#)

[Processed Applications](#)

[Manage Cancelled List](#)

[Manage Withdraw List](#)

DOWNLOADS

[Registration Data](#)

[Download Photo Signature](#)

[Export ID Card](#)

(1) Programme Selection (2) Academics (3) Uploads (4) Preview

Assign Programme

Institution JNCU: University Campus

College 1405: Vivekanand Girls Vidyapith

Programme Level BACHELOR (Under-Graduate Programmes) x v

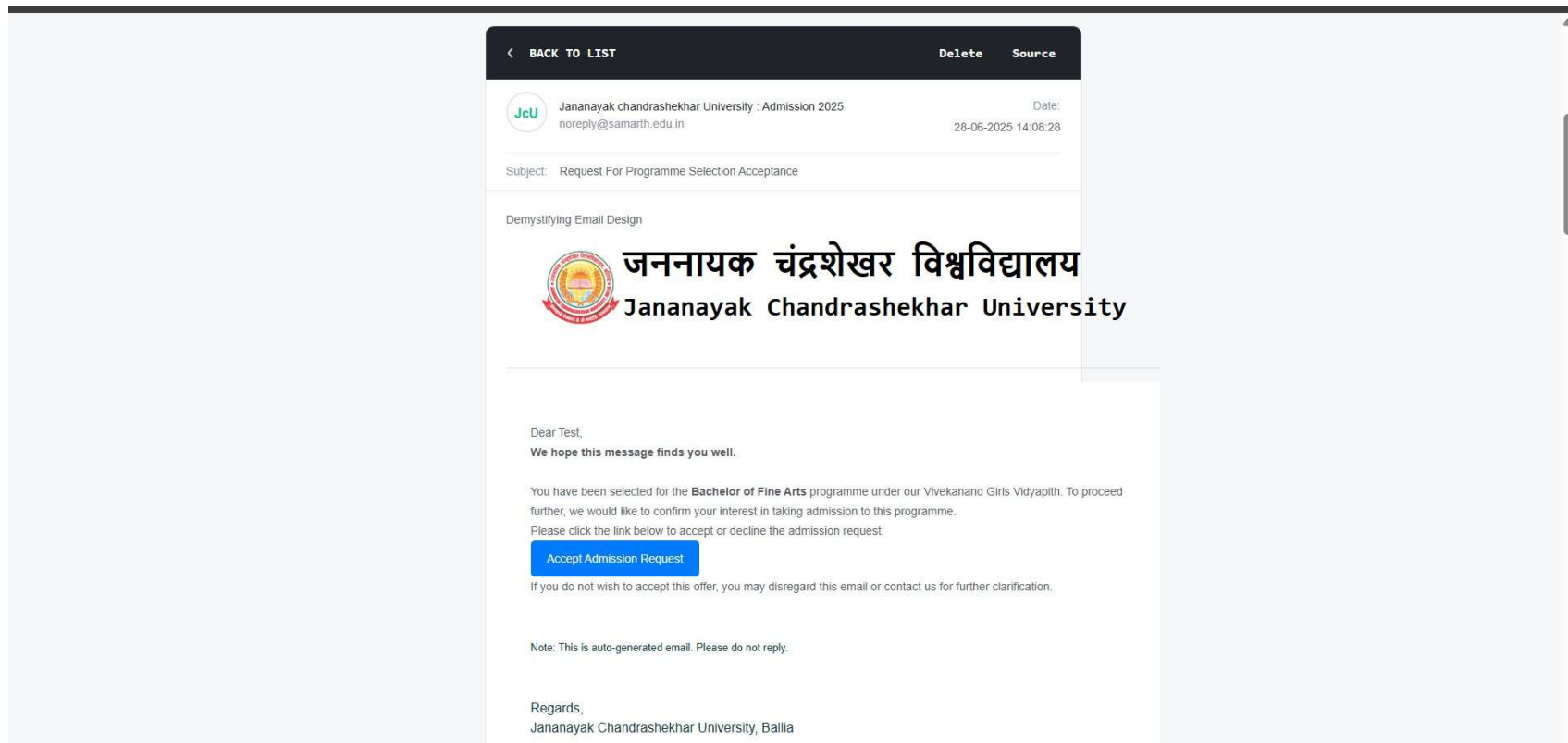
Nep Scheme NEP-DISCIPLINE-SPECIFIC x v

Programme \* Bachelor of Fine Arts x v

Submit



Applicant get the Consent mail on the registered Email ID



# Give Consent Option visible on the Applicants Dashboard

The screenshot displays the Jananayak Chandrashekhar University Admission Portal for the 2025-26 session. The header includes the university logo, name, and session details, along with a 'Samarth eGov' button. A navigation bar lists various sections like Dashboard, Notice, and Institutions. The main content area features a 'Form Status' section on the left with a list of completed steps: Registration and Fill Profile Details. Below this is a 'Quick Links' section with options like My Payments and Change Registered Email. The central area shows a welcome message, a 'View Profile' button, and the user's JNCURN number. A prominent alert box states: 'Alert: Give your shortlisting consent for the programmes offering to you by clicking Give Consent', with the 'Give Consent' button highlighted by a red rectangle. Below the alert, the user's profile details are shown, including their registration number, email address, and current date. A green button labeled 'Apply in University Department/College' is also visible. At the bottom, there is a 'Programme Applications' section.

Jananayak Chandrashekhar University- Admission Portal  
Admission Session 2025-26

Samarth eGov

Dashboard Notice Institutions Programme Information FAQ Contact Us Merit Lists 13421

Welcome to Jananayak Chandra

**Form Status**

- ✓ Registration
- ✓ Fill Profile Details
- Apply in University Department/College

**Quick Links**

- My Payments
- Change Registered Email
- Change Registered Mobile Number
- Link ABC ID
- Shortlist Consent

**Alert:** Give your shortlisting consent for the programmes offering to you by clicking **Give Consent**

Welcome, Test! [View Profile](#) JNCURN No: JNCURN2500013421 [Print JNCURN Form](#)


Registration Number: JNCURN2500013421  
Registered e-mail address: kirawo7423@kimdyn.com  
Current Date: 28-06-2025

Your profile details have been successfully submitted. You can now select **Apply Programme** after satisfying their minimum eligibility criteria.

[Apply in University Department/College](#)

**Programme Applications**

# Applicant can click on Accept Button for Confirmation



**Jananayak Chandrashekhar University- Admission Portal**  
Admission Session 2025-26

Samarth eGov

DashboardNoticeInstitutionsProgramme InformationFAQContact UsMerit Lists13421

**Shortlist Consent**

PROGRAMME NAME	NEP SCHEME	COLLEGE NAME	STATUS	ACCEPTED DEADLINE	CONSENT
<input type="text"/>	<input type="text"/>	<input type="text" value="Enter College Name"/>			
Bachelor of Fine Arts	(not set)	1405: Vivekanand Girls Vidyapith	PENDING	2025-06-30 14:07:00	<div>AcceptReject</div>

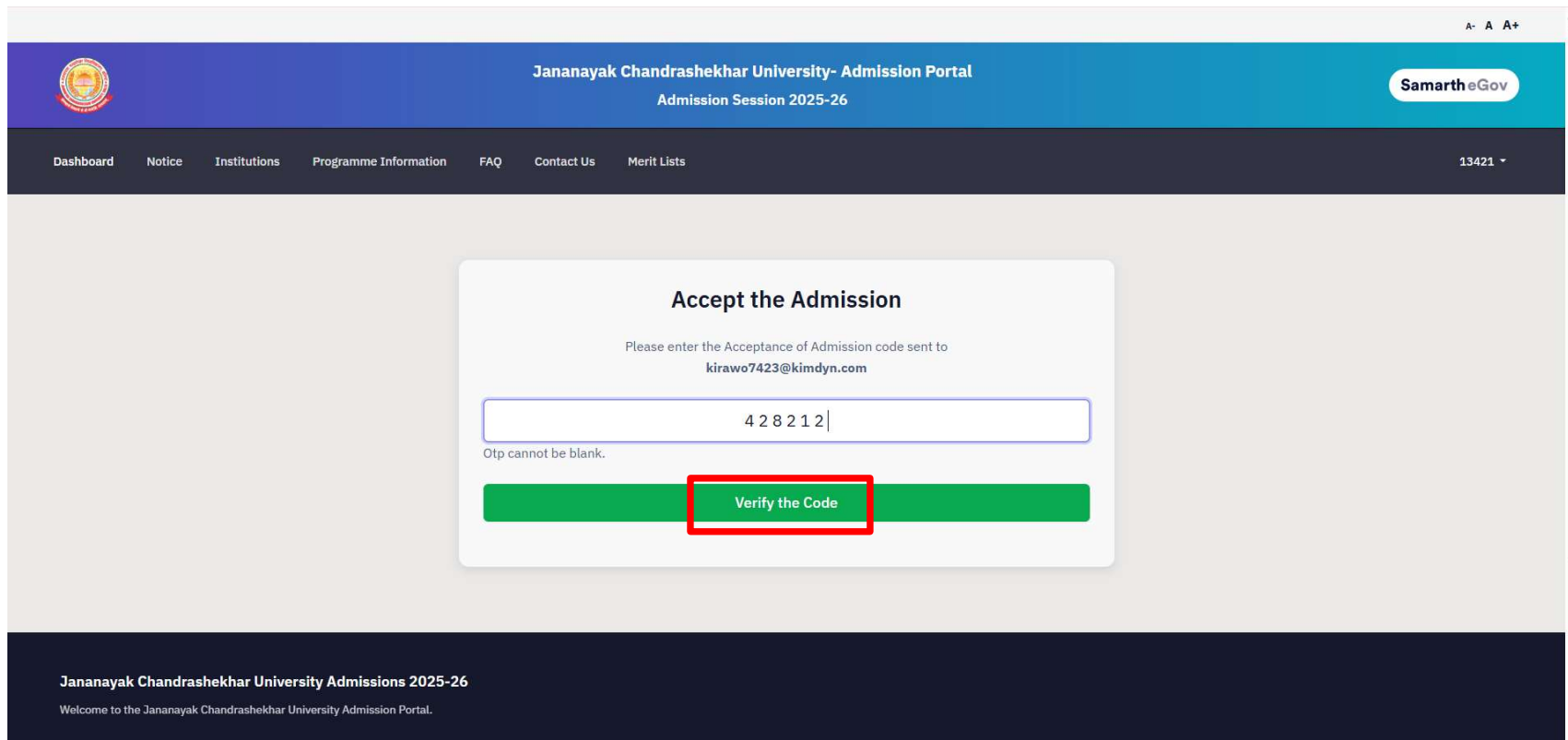
**Jananayak Chandrashekhar University Admissions 2025-26**  
Welcome to the Jananayak Chandrashekhar University Admission Portal.

**Quick Links**  
Home  
Public Notice  
Universities

**Follow Us**  
Twitter  
Department Website

**Contact Us**  
Jananayak Chandrashekhar University, Shaheed Ismark, Basantpur, Ballia, Uttar Pradesh - 277001  
jncuballia@gmail.com

Applicant need to enter Verification code, Received on registered email ID



The screenshot displays the Jananayak Chandrashekhar University Admission Portal for the 2025-26 session. The header includes the university logo, the title 'Jananayak Chandrashekhar University- Admission Portal', the session 'Admission Session 2025-26', and the 'SamartheGov' logo. A navigation bar lists links: Dashboard, Notice, Institutions, Programme Information, FAQ, Contact Us, and Merit Lists. The main content area features a form titled 'Accept the Admission' with instructions to enter the code sent to 'kirawo7423@kimdyn.com'. A text input field contains the code '4 2 8 2 1 2'. Below the field is a note 'Otp cannot be blank.' and a green 'Verify the Code' button, which is highlighted with a red rectangle. The footer contains the text 'Jananayak Chandrashekhar University Admissions 2025-26' and 'Welcome to the Jananayak Chandrashekhar University Admission Portal.'

**Accept the Admission**

Please enter the Acceptance of Admission code sent to  
kirawo7423@kimdyn.com

4 2 8 2 1 2 |

Otp cannot be blank.

**Verify the Code**

**Jananayak Chandrashekhar University Admissions 2025-26**  
Welcome to the Jananayak Chandrashekhar University Admission Portal.

# Application Status visible on the applicant Dashboard

**Form Status**

✓ Registration

✓ Fill Profile Details

◦ [Apply in University Department/College](#)

**Quick Links**

◦ [My Payments](#)

◦ [Change Registered Email](#)

◦ [Change Registered Mobile Number](#)

◦ [Link ABC ID](#)

◦ [Shortlist Consent](#)


Char University, Uttar Pradesh Admission Portal 2025-26

Alert: Give your shortlisting consent for the programmes offering to you by clicking [Give Consent](#)

Welcome, Test! [View Profile](#)

JNCURN No: JNCURN2500013421

[Print JNCURN Form](#)


Registration Number: JNCURN2500013421  
Registered e-mail address : kirawo7423@kimdyn.com  
Current Date: 28-06-2025  
Your profile details have been successfully submitted. You can now select **Apply Programme** after satisfying their minimum eligibility criteria.  
[Apply in University Department/College](#)

**Programme Applications**

[ALL](#) [Completed](#) [Pending](#)

FORM NUMBER	PROGRAMME	STATUS	ACTION	RECEIPTS
TEMP2758 [Temporary]	University: JNCU: University Campus College/Department: 1405: Vivekanand Girls Vidyapith Programme: BFA : Bachelor of Fine Arts	<div>NOT SUBMITTED</div> <div>NOTE: Application with status Not Submitted would not be considered for admission.</div>		

Once Applicant Accepted offer then reject option visible until college not granted admission



**Jananayak Chandrashekhar University- Admission Portal**  
Admission Session 2025-26

**SamartheGov**

[Dashboard](#) [Notice](#) [Institutions](#) [Programme Information](#) [FAQ](#) [Contact Us](#) [Merit Lists](#) 13421 ▾

**Shortlist Consent**

PROGRAMME NAME	NEP SCHEME	COLLEGE NAME	STATUS	ACCEPTED DEADLINE	CONSENT
<input type="text"/>	<input type="text"/>	<input type="text" value="Enter College Name"/>			
Bachelor of Fine Arts	(not set)	1405: Vivekanand Girls Vidyapith	ACCEPTED	2025-06-30 14:07:00	<div>Reject</div>

**Jananayak Chandrashekhar University Admissions 2025-26**  
Welcome to the Jananayak Chandrashekhar University Admission Portal.

**Quick Links**  
[Home](#)  
[Public Notice](#)  
[Universities](#)

**Follow Us**  
[Twitter](#)  
[Department Website](#)

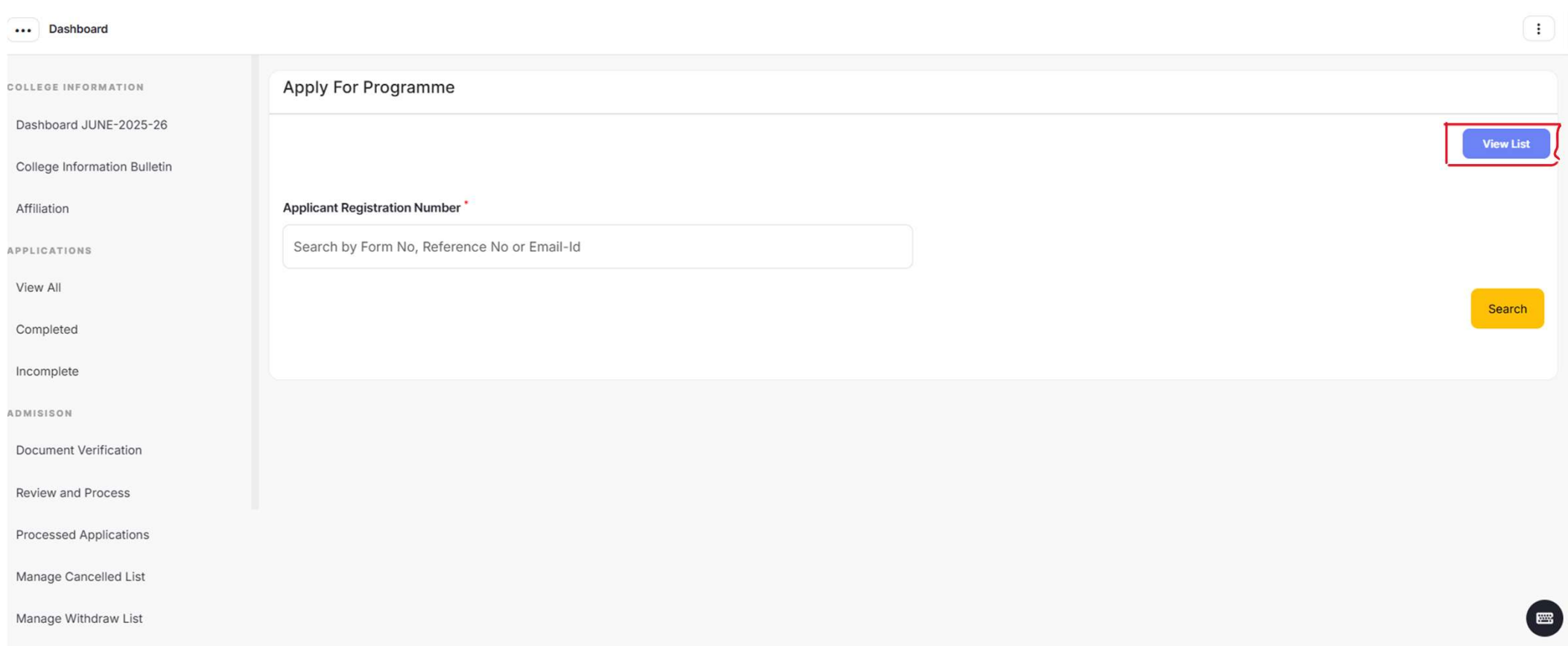
**Contact Us**  
Jananayak Chandrashekhar University, Shaheed Ismark, Basantpur, Ballia, Uttar Pradesh - 277001.  
[jncuballia@gmail.com](mailto:jncuballia@gmail.com)



# College User Need to click again on Apply in Programme

The screenshot displays the Samarth eGov Suite interface. On the left is a sidebar menu with the following items: Document Verification, Review and Process, Processed Applications, Manage Cancelled List, Manage Withdraw List, DOWNLOADS, Registration Data, Download Photo Signature, Export ID Card, Download Queue, Admission Reports, **Apply in Programme** (highlighted with a red box), Download Admission Reports, Ou Wise Data Download, and Upload ID Card Information. The main content area is divided into four columns: APPLICATIONS, Manage Schedule, Download Registration Data, and Update Candidate Details. The APPLICATIONS column contains a 'View' button and a 'Generate Admit Cards In Bulk' section with another 'View' button. The Manage Schedule column contains a 'View' button and a 'Document Verification' section with another 'View' button. The other two columns each contain a 'View' button. At the bottom left, the footer text reads: © Samarth eGov Suite - Designed & Developed by University of Delhi | An Initiative by Ministry of Education. At the bottom right, there is a keyboard icon and the eGov logo.

# College User Need to click on View List



Once Applicant Accepted the offer College can process the application by clicking on the process button

S eGov / User Programme Requests

Change Page Font Size: A - A + C.13727-Director (Vivekanand Girls Vidyapith) (Affiliated User) Jananayak Chandrashekhar University C.13727

Dashboard

COLLEGE INFORMATION

Dashboard Admission-2025-26

College Information Bulletin

Affiliation

APPLICATIONS

View All

Completed

Incomplete

ADMISSION

Document Verification

Review and Process

Processed Applications

Manage Cancelled List

Manage Withdraw List

DOWNLOADS

Registration Data

Download Photo Signature

Export ID Card

Download Queue

### User Programme Requests

Showing 1-3 of 3 items.

Form No	Reference No	Name	Email ID	Programme Name	STATUS	Action
13418	2755	kavita sharma	hahegi5540@exltbit.com	Bachelor of Fine Arts	PENDING	-
13421	2758	Test	kirawo7423@kindyn.com	Bachelor of Fine Arts	ACCEPTED	<a href="#">click here to Proceed</a>

# College can fill the Academic details of applicants

S eGov

Change Page Font Size : A - A A + C.13727-Director (Vivekanand Girls Vidyapith) (Affiliated User) Jananayak Chandrashekhara University C.13727

Dashboard

COLLEGE INFORMATION

Dashboard Admission-2025-26

College Information Bulletin

Affiliation

APPLICATIONS

View All

Completed

Incomplete

ADMISSION

Document Verification

Review and Process

Processed Applications

Manage Cancelled List

Manage Withdraw List

DOWNLOADS

Registration Data

Download Photo Signature

Export ID Card

Download Queue

(1) Programme Selection

(2) Academics

(3) Uploads

(4) Preview

Registration Number : 13421 Form Number : TEMP2758

Select Applicable Eligibility Criteria (Read Information Bulletin For Eligibility Criteria)

Applicable Eligibility Criteria\*

☐ Intermediate (45%)

Qualification Details - X Or Equivalent

Class X Board/University

Select

Class X Year of Passing

Select

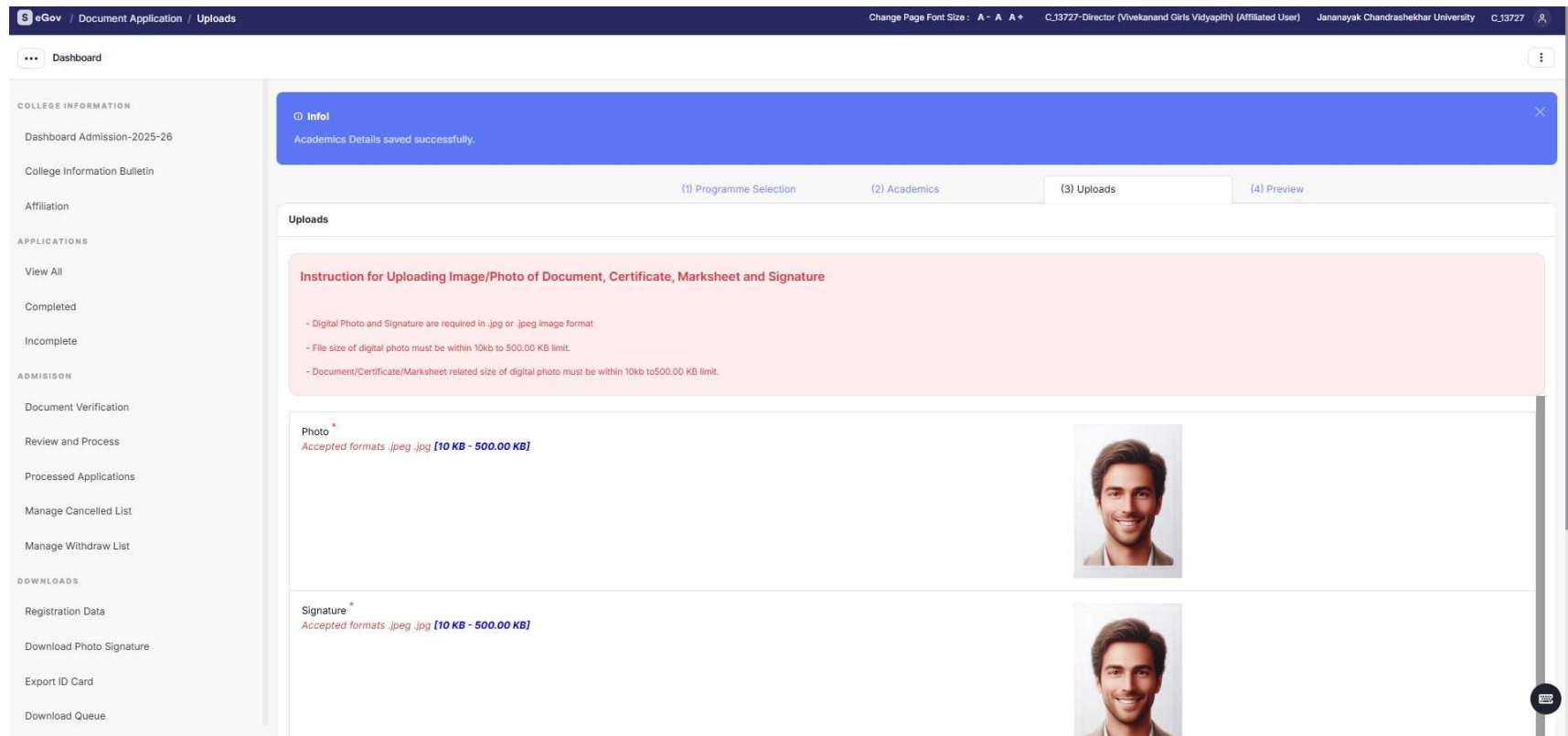
Class X Percentage (If your mark is in CGPA, please convert to equivalent percentage as per your CGPA score and CGPA Scale)

Class X Division

Select

Class X Name of the Institution/School

# College can upload the Documents



After Academic detail need to click on Submit button

The screenshot shows a web form with two main sections. The first section, titled 'Class X Name of the Institution/School', contains four input fields: 'Class X Name of the Institution/School', 'Class X Board/University', 'X Subject Combination', and 'Class X Division'. The second section, titled 'Qualification Details - XII Or Equivalent', contains seven input fields: 'Class XII Qualification Status', 'XII Year of Passing Final Examination', 'Class XII Stream', 'Class XII Name of the Institution/School', 'Class XII Board/University', 'Class XII Subject Combination', and 'Class XII Roll/Registration Number'. At the bottom of the form, there are two buttons: 'Previous' and 'Submit'. The 'Submit' button is highlighted with a red rectangular border. The footer of the page includes the text '© Samarth eGov Suite - Designed & Developed by University of Delhi | An Initiative by Ministry of Education' and the 'eGov' logo.

Class X Name of the Institution/School

Class X Board/University

X Subject Combination

Class X Division

Qualification Details - XII Or Equivalent

Class XII Qualification Status

XII Year of Passing Final Examination

Class XII Stream

Class XII Name of the Institution/School

Class XII Board/University

Class XII Subject Combination

Class XII Roll/Registration Number

Previous

Submit

© Samarth eGov Suite - Designed & Developed by University of Delhi | An Initiative by Ministry of Education

eGov



# College need to provide the Fee related details for Granting Admission

Admission Acknowledgment for Form Number: 2758

Admission Details

Original Category

General

Admission Category

UR

Admission Fee Mode

OFFLINE

Payment Details (if Admission Granted)

Transaction ID

ABC

Paid Amount

5000

Transaction Date

2025-06-18 10:25:44

Remark

Testing

I agree that I am processing the above-mentioned form number for admission. I have checked all details before submitting.

Submit Admission Acknowledgment

Cancel

Submit

# Admission status showing on College Dashboard

← → ↺ jncudemo.samarth.ac.in/index.php/admissionhed25form/student-registration/list 🔍 ☆ 🌐 📧 📁 🌈 ⋮

eGov / User Programme Requests Change Page Font Size : A - A + C,13727-Director (Vivekanand Girls Vidyapeeth) (Affiliated User) Jananayak Chandrashekar University C,13727 🔍

Dashboard

COLLEGE INFORMATION

Dashboard Admission-2025-26

College Information Bulletin

Affiliation

APPLICATIONS

View All

Completed

Incomplete

ADMISSION

Document Verification

Review and Process

Processed Applications

Manage Cancelled List

Manage Withdraw List

DOWNLOADS

Registration Data

Download Photo Signature

Export ID Card

Download Queue

Admission Reports

Apply in Programme

Download Admission Reports

## User Programme Requests

Showing 1-3 of 3 items.

Form No	Reference No	Name	Email ID	Programme Name	STATUS	Action
		<input type="text"/>	<input type="text"/>	<input type="text"/>	<input type="text"/>	
13418	2755	kavita sharma	hahegi5540@exitbit.com	Bachelor of Fine Arts	PENDING	-
13420	2757	Test	lipamiy668@asimarif.com	Bachelor of Fine Arts	REJECTED	Admission Granted
13421	2758	Test	kirawo7423@kimdyn.com	Bachelor of Fine Arts	ACCEPTED	Admission Granted

# Applicant can print the Application form

The screenshot displays the user dashboard for Jananayak Chandrashekhar University. The left sidebar contains 'Form Status' (Registration, Fill Profile Details) and 'Quick Links' (My Payments, Change Registered Email, Change Registered Mobile Number, Link ABC ID). The main content area shows a welcome message, user profile details (Registration Number: JNCURN2500013421, Registered e-mail address: kirawo7423@kimdyn.com, Current Date: 28-06-2025), and a 'Programme Applications' table. The table has columns for Form Number, Programme, Status, Action, and Receipts. A row for form number 2758 shows 'Application Submitted' status. The 'Print Form' button in the Receipts column is highlighted with a red rectangle.

Form Status

- ✓ Registration
- ✓ Fill Profile Details
- Apply in University Department/College

Quick Links

- My Payments
- Change Registered Email
- Change Registered Mobile Number
- Link ABC ID

Welcome to Jananayak Chandrashekhar University, U

Welcome, Test! [View Profile](#) JNCURN No: JNCURN2500013421 [Print JNCURN Form](#)

Registration Number : JNCURN2500013421  
Registered e-mail address : kirawo7423@kimdyn.com  
Current Date: 28-06-2025

Your profile details have been successfully submitted. You can now select **Apply Programme** after satisfying their minimum eligibility criteria.

[Apply in University Department/College](#)

Programme Applications

[All](#) [Completed](#) [Pending](#)

FORM NUMBER	PROGRAMME	STATUS	ACTION	RECEIPTS
2758	University: JNCU: University Campus College/Department: 1405: Vivekanand Girls Vidyapith Programme: BFA : Bachelor of Fine Arts	Application Submitted		<a href="#">Print Form</a>